

87

**SHRAMJIVI NAGPURI SANTRA (M) PRODUCER COMPANY LIMITED**  
Balance Sheet as at 31st March, 2019

		(Amount in Rs.)	
SNo	Particulars	31/03/2019	31/03/2018
<b>A. EQUITY AND LIABILITIES</b>			
1	<b>Shareholder's Funds</b>		
	(a) Share Capital	392,000.00	240,000.00
	(b) Reserves and Surplus	1,661,996.10	251,057.99
2	<b>Non-Current Liabilities</b>		
	(a) Long-term Borrowings	0.00	0.00
	(b) Deferred Tax Liabilities (Net)	0.00	0.00
	(c) Other Long Term Liabilities	0.00	0.00
	(d) Long Term Provisions	0.00	0.00
3	<b>Current Liabilities</b>		
	(a) Short Term Borrowings	2,700,000.00	0.00
	(b) Trade Payables	1,260,229.00	2,934,234.00
	(c) Other Current Liabilities	0.00	0.00
	(d) Short Term Provisions	8,000.00	8,000.00
	<b>Total</b>	<b>6,022,225.10</b>	<b>3,433,291.99</b>
<b>B. ASSETS</b>			
1	<b>Non-Current Assets</b>		
	(a) Fixed assets		
	(i) Tangible assets	61,576.87	72,443.38
	(ii) Intangible assets	0.00	0.00
	(iii) Capital work-in-progress	0.00	0.00
	(iv) Intangible assets under development	0.00	0.00
	(b) Non-current investments	1,000.00	0.00
	(d) Long term loans and advances	0.00	0.00
	(e) Other non-current assets	0.00	0.00
	<b>Total (1)</b>	<b>62,576.87</b>	<b>72,443.38</b>
2	<b>Current Assets</b>		
	(a) Current investments	0.00	0.00
	(b) Inventories	82,459.00	22,026.59
	(c) Trade receivables	18,000.00	0.00
	(d) Cash and cash equivalents	5,834,189.23	3,313,822.02
	(e) Short-term loans and advances	25,000.00	25,000.00
	(f) Other current assets	0.00	0.00
	<b>Total (2)</b>	<b>5,959,648.23</b>	<b>3,360,848.61</b>
	<b>Total (1+2)</b>	<b>6,022,225.10</b>	<b>3,433,291.99</b>

The accompanying notes 1 to 11 form an integral part of the Financial Statements

PLACE : WARUD  
DATED : 01-08-2019

AS PER OUR REPORT OF EVEN DATE ATTACHED

FOR,  
SHRAMJIVI NAGPURI SANTRA (M)  
PRODUCER COMPANY LIMITED

FOR,  
C M K & ASSOCIATES  
FRN NO:139851W

(PRAMOD PATIL)  
(DIRECTOR)

(NILESH MAGARDE)  
(DIRECTOR)

CA. ROSHAN MAKHIJA  
PARTNER  
M. NO. 169310



**SHRAMJIVI NAGPURI SANTRA (M) PRODUCER COMPANY LIMITED**  
**Profit and Loss for the year ended 31st March, 2019**

Particulars	Note No	(Amount in Rs.)	
		31/03/2019	31/03/2018
<b><u>INCOME :</u></b>			
Revenue from operations	6	6,415,954.21	4,031,184.00
Other Incomes	7	20,373.00	53,481.32
		<b>6,436,327.21</b>	<b>4,084,665.32</b>
<b><u>EXPENDITURE :</u></b>			
Purchase / Cost of material Consumed	8	6,245,389.00	4,005,924.00
Changes in inventories of finished goods, work-in-progress and Stock-in-Trade		(60,432.41)	21,614.32
Employee benefit expense		-	233.00
Financial costs	9	1,352.00	12,784.13
Depreciation and amortization expense		10,866.51	39,455.00
Other expenses	10	232,454.00	
		<b>6,429,629.10</b>	<b>4,080,010.45</b>
Profit before exceptional and extraordinary items and tax		6,698.11	4,654.88
Exceptional Items			-
Profit before extraordinary items and tax		6,698.11	4,654.88
Extraordinary Items			-
Profit before tax		<b>6,698.11</b>	<b>4,654.88</b>
Less : Provision for Taxation		-	-
Profit(Loss) after Taxation		6,698.11	4,654.88
Less : Income Tax earlier year		NIL	NIL
Profit(Loss) Brought Forward		NIL	NIL
Balance Carried Forward to Balance Sheet		6,698.11	4,654.88
Earning per equity share:	11		
(1) Basic		0.44	0.40
(2) Diluted		0.44	0.40


The accompanying notes 1 to 11 form an integral part of the Financial Statements

PLACE : WARUD  
 DATED : 01-08-2019

AS PER OUR REPORT OF EVEN DATE ATTACHED

FOR,  
 SHRAMJIVI NAGPURI SANTRA (M)  
 PRODUCER COMPANY LIMITED

(PRAMOD PATIL)  
 (DIRECTOR)



(NILESH MAGARDE)  
 (DIRECTOR)

FOR,  
 CM K & ASSOCIATES  
 FRN NO:139851W

CA. ROSHAN MAKHIJA  
 PARTNER  
 M. NO. 169310

**SHRAMJIVI NAGPURI SANTRA (M) PRODUCER COMPANY LIMITED**  
**NOTES ON FINANCIAL STATEMENTS FOR THE YEAR ENDED 31ST MARCH 2019**

Sr. No	Particulars	Amount As At 31/03/2019	Amount As At 31/03/2018
<b><u>NOTE - '1' : SHARE CAPITAL :</u></b>			
<b><u>AUTHORISED CAPITAL</u></b>			
	Equity Shares	500,000.00	500,000.00
	<b>TOTAL :</b>	500,000.00	500,000.00
<b><u>ISSUED, SUBSCRIBED AND PAID UP CAPITAL</u></b>			
	Equity Shares	240,000.00	117,000.00
	Shares issued during the year	152,000.00	123,000.00
	<b>TOTAL :</b>	392,000.00	240,000.00
<b><u>NOTE - '2' : RESERVES &amp; SURPLUS</u></b>			
(i)	Profit & Loss A/c	251,057.99	201,403.11
	As per last Balance Sheet		45,000.00
	Add: Subsidy from Government	1,404,240.00	4,654.88
	Add: Profit for the year	6,698.11	
		1,661,996.10	251,057.99
	Less: Tax Adjustment		
	<b>TOTAL :</b>	1,661,996.10	251,057.99
<b><u>NOTE - '3' : CURRENT LIABILITIES :</u></b>			
(i)	<b>TRADE PAYABLES</b>		
	Bhushan R. Jichakar	1,000,000.00	
	Neem India Pvt Ltd.	65,996.00	
	M/s Green Field	43,310.00	43,310.00
	Mr. Ramesh Parasramji Jichkar	150,923.00	2,890,924.00
		1,260,229.00	2,934,234.00
(ii)	<b>SHORT TERM PROVISIONS</b>		
	Audit Fees Payable	8,000.00	8,000.00
		8,000.00	8,000.00



**SHRAMJIVI NAGPURI SANTRA (M) PRODUCER COMPANY LIMITED**  
**SCHEDULES FORMING PART OF FINAL STATEMENT**  
**NOTE - 4 : FIXED ASSETS AS AT 31ST MARCH 2019**

W.D.V. AS ON  
31/03/2019

SR. NO	PARTICULARS	W.D.V. AS ON 01/04/2018	ADD DURING THE YEAR		DURING THE YEAR	SOLD	TOTAL	RATE	DEPRECIATION	W.D.V. AS ON 31/03/2019
			BEFORE SEPT	AFTER SEPT						
	BLOCK 'A'									
01	TOOLS AND EQUIPMENTS	70,998.38	0.00	0.00	0.00		70,998.38	15%	10,649.76	60,348.62
	BLOCK 'B'									
05	OFFICE EQUIPMENTS	1,445.00	0.00	0.00	0.00		1,445.00	15%	216.75	1,228.25
<b>TOTAL</b>		<b>72,443.38</b>	<b>0.00</b>	<b>0.00</b>	<b>0.00</b>		<b>72,443.38</b>		<b>10,866.51</b>	<b>61,576.87</b>



*(Handwritten signature)*

97

**SHRAMJIVI NAGPURI SANTRA (M) PRODUCER COMPANY LIMITED**  
**NOTES ON FINANCIAL STATEMENTS FOR THE YEAR ENDED 31ST MARCH 2019**

**(iii) SHORT TERM BORROWINGS**

KETAKI GED	250,000.00	-
MANISH LOKHANDE	350,000.00	-
NILESH MAGARDE	400,000.00	-
PRAMOD PATIL	500,000.00	-
RAMESH JICHAKAR	500,000.00	-
RAVINDRA DHOK	500,000.00	-
SUBHASH SHELKE	200,000.00	-
<b>TOTAL :</b>	<b>2,700,000.00</b>	<b>-</b>

**NOTE - '5' : CURRENT ASSETS :**

**(i) INVENTORY**

Opening Stock	22,026.59	43,640.91
Closing Stock	82,459.00	22,026.59
Change in Stock	<b>(60,432.41)</b>	<b>21,614.32</b>

**(ii) CASH AND CASH EQUIVALENTS**

Cash in Hand	178,940.00	140,768.00
--------------	------------	------------

Bank Balances :

Canara Bank	5,655,249.23	3,173,054.02
<b>TOTAL :</b>	<b>5,834,189.23</b>	<b>3,313,822.02</b>

**(iii) SHORT TERM LOANS & ADVANCES :**

Pradip Kadu	25,000.00	25,000.00
-------------	-----------	-----------

<b>TOTAL :</b>	<b>25,000.00</b>	<b>25,000.00</b>
----------------	------------------	------------------

**(iv) TRADE RECEIVABLES**

Nilesh Magarde	18,000.00	
----------------	-----------	--

<b>TOTAL :</b>	<b>18,000.00</b>	<b>-</b>
----------------	------------------	----------

**NOTE - '6' : REVENUE FROM OPERATION :**

Gross Sales	6,415,954.21	4,031,184.00
-------------	--------------	--------------

<b>TOTAL :</b>	<b>6,415,954.21</b>	<b>4,031,184.00</b>
----------------	---------------------	---------------------

**NOTE - '7' : OTHER INCOMES :**

Commission Income	13,569.00	53,481.32
Interest on FDR	6,804.00	-

<b>TOTAL :</b>	<b>20,373.00</b>	<b>53,481.32</b>
----------------	------------------	------------------

SHRAMJIVI NAGPURI SANTRA (M) PRODUCER COMPANY LIMITED  
NOTES ON FINANCIAL STATEMENTS FOR THE YEAR ENDED 31ST MARCH 2019

NOTE - '8' : PURCHASE OF STOCK IN TRADE

Gross Purchases and Consumables	6,245,389.00	4,005,924.00
<b>TOTAL :</b>	<b>6,245,389.00</b>	<b>4,005,924.00</b>

NOTE - '9' : FINANCIAL COSTS

Bank Charges	1,352.00	233.00
<b>TOTAL :</b>	<b>1,352.00</b>	<b>233.00</b>

NOTE - '10' ADMINISTRATIVE & OTHER EXPENSES

Transporting Expenses	46,525.00	400.00
Rashim Sheti Karyakram	550.00	6,960.00
Legal Expense	81,630.00	6,810.00
Travelling Expense	-	1,160.00
Office Expense	11,700.00	445.00
Printing & Stationary	17,069.00	10,400.00
Electric Expense	4,980.00	1,870.00
Audit Fees	8,000.00	8,000.00
Salary Expenses	62,000.00	3,410.00
<b>TOTAL :</b>	<b>232,454.00</b>	<b>39,455.00</b>

NOTE - '11' : EARNING PER SHARE

(i) Net Profit /(Loss) for calculation of Basic EPS	6,698.11	4,654.88
(ii) Weighted average number of equity shares in calculating basic EPS	15,200.00	11,700.00
(iii) Earning per share .		
Basic	0.44	0.40
(iv) Face Value per Equity share	10.00	10.00



*XIYUAN*

78

**SHRAMJIVI NAGPURI SANTRA (M) PRODUCER COMPANY LIMITED**  
**Profit and Loss for the year ended 31st March, 2021**

Particulars	Note No	(Amount in Rs.)	
		31/03/2021	31/03/2020
<b>INCOME :</b>			
Revenue from operations	6	1,78,80,620.49	1,72,69,860.00
Other Incomes	7	53,35,901.00	90,397.00
		<u>2,32,16,521.49</u>	<u>1,73,60,257.00</u>
<b>EXPENDITURE :</b>			
Purchase / Cost of material Consumed	8	1,78,96,646.00	1,72,27,577.00
Changes in inventories of finished goods, work-in-progress and Stock-in-Trade		92,856.09	(51,525.09)
Employee benefit expense		15,02,593.00	-
Financial costs	9	2,393.50	1,415.80
Depreciation and amortization expense		18,81,738.90	9,823.27
Other expenses	10	11,98,956.00	1,66,261.03
		<u>2,25,75,183.49</u>	<u>1,73,53,552.01</u>
Profit before exceptional and extraordinary items and tax		6,41,338.00	6,704.99
Exceptional Items		-	-
Profit before extraordinary items and tax		6,41,338.00	6,704.99
Extraordinary Items		-	-
Profit before tax		<u>6,41,338.00</u>	<u>6,704.99</u>
Less : Provision for Taxation		-	-
Profit(Loss) after Taxation		6,41,338.00	6,704.99
Less : Income Tax earlier year		NIL	NIL
Profit/(Loss) Brought Forward		NIL	NIL
Balance Carried Forward to Balance Sheet		6,41,338.00	6,704.99
Earning per equity share:	11		
(1) Basic		13.70	0.14
(2) Diluted		42.19	0.44

The accompanying notes 1 to 11 form an integral part of the Financial Statements

PLACE : WARUD

DATED : 08-10-2021

UDIN-21169310AAAAFA7043

FOR,

SHRAMJIVI NAGPURI SANTRA (M)


DATED : 08-10-2021


AS PER OUR REPORT OF EVEN DATE ATTACHED


FOR,


CA R K MAKHIJA & CO.

FRN NO:155451W

  
(PRAMOD PATIL)  
(DIRECTOR)

  
(NILESH MAGAR)  
(DIRECTOR)



  
CA. ROSHAN MAKHIJA  
PROPRIETOR  
M. NO. 169310

79

**SHRAMJIVI NAGPURI SANTRA (M) PRODUCER COMPANY LIMITED**  
Balance Sheet as at 31st March, 2021

		(Amount in Rs.)	
SNo	Particulars	31/03/2021	31/03/2020
<b>A. EQUITY AND LIABILITIES</b>			
1	<b>Shareholder's Funds</b>		
	(a) Share Capital	4,68,000.00	4,68,000.00
	(b) Reserves and Surplus	1,02,79,073.09	16,68,701.09
2	<b>Non-Current Liabilities</b>		
	(a) Long-term Borrowings	0.00	0.00
	(b) Deferred Tax Liabilities (Net)	0.00	0.00
	(c) Other Long Term Liabilities	0.00	0.00
	(d) Long Term Provisions	0.00	0.00
3	<b>Current Liabilities</b>		
	(a) Short Term Borrowings	31,98,100.00	43,15,000.00
	(b) Trade Payables	31,49,912.00	1,11,90,783.00
	(c) Other Current Liabilities	0.00	0.00
	(d) Short Term Provisions	22000	8,000.00
	<b>Total</b>	<b>1,71,17,085.09</b>	<b>1,76,50,484.09</b>
<b>B. ASSETS</b>			
1	<b>Non-Current Assets</b>		
	(a) Fixed assets		
	(i) Tangible assets	1,28,26,095.74	1,24,83,376.84
	(ii) Intangible assets	0.00	0.00
	(iii) Capital work-in-progress	0.00	0.00
	(iv) Intangible assets under development	0.00	0.00
	(b) Non-current investments	6,100.00	1,000.00
	(d) Long term loans and advances	0.00	0.00
	(e) Other non-current assets	0.00	0.00
	<b>Total (1)</b>	<b>1,28,32,195.74</b>	<b>1,24,84,376.84</b>
			0.00
2	<b>Current Assets</b>		
	(a) Deposite	2,60,207.00	22,60,207.00
	(b) Inventories	41,128.00	1,33,984.09
	(c) Trade receivables	76,400.00	1,30,451.49
	(d) Cash and cash equivalents	26,55,970.35	14,22,496.99
	(e) Short-term loans and advances	0.00	0.00
	(f) Other current assets	12,51,184.00	12,18,967.68
	<b>Total (2)</b>	<b>42,84,889.35</b>	<b>51,66,107.25</b>
	<b>Total (1+2)</b>	<b>1,71,17,085.09</b>	<b>1,76,50,484.09</b>

The accompanying notes 1 to 11 form an integral part of the Financial Statements

PLACE : WARUD  
DATED : 08-10-2021  
UDIN-21169310AAAAFA7043  
FOR,  
SHRAMJIVI NAGPURI SANTRA (M)  
PRODUCER COMPANY LIMITED


AS PER OUR REPORT OF EVEN DATE ATTACHED

  
(PRAMOD PATIL)  
(DIRECTOR)

  
(NILESH MAGARDE)  
(DIRECTOR)



FOR,  
CA R K MAKHIJA & CO.  
FRN NO:155451W

  
CA. ROSHAN MAKHIJA  
PROPRIETOR  
M. NO. 169310

80

**SHRAMJIVI NAGPURI SANTRA (M) PRODUCER COMPANY LIMITED**  
**NOTES ON FINANCIAL STATEMENTS FOR THE YEAR ENDED 31ST MARCH 2021**

Sr. No	Particulars	Amount As At 31/03/2021	Amount As At 31/03/2020
<b><u>NOTE - '1' : SHARE CAPITAL :</u></b>			
<b><u>AUTHORISED CAPITAL</u></b>			
	Equity Shares	5,00,000.00	5,00,000.00
	<b>TOTAL :</b>	<b>5,00,000.00</b>	<b>5,00,000.00</b>
<b><u>ISSUED, SUBSCRIBED AND PAID UP CAPITAL</u></b>			
	Equity Shares	4,68,000.00	3,92,000.00
	Shares issued during the year	-	76,000.00
	<b>TOTAL :</b>	<b>4,68,000.00</b>	<b>4,68,000.00</b>
<b><u>NOTE - '2' : RESERVES &amp; SURPLUS</u></b>			
(i)	Profit & Loss A/c		
	As per last Balance Sheet	16,68,701.09	16,61,996.10
	Add: Subsidy from Government	79,69,034.00	-
	Add: Profit for the year	6,41,338.00	6,704.89
		<b>1,02,79,073.09</b>	<b>16,68,701.09</b>
	Less: Tax Adjustment	-	-
	<b>TOTAL :</b>	<b>1,02,79,073.09</b>	<b>16,68,701.09</b>
<b><u>NOTE - '3' : CURRENT LIABILITIES :</u></b>			
(i)	<b>TRADE PAYABLES</b>		
	APMC	66,000.00	-
	MSEB	11,000.00	-
	RIYAZ FARMER PRO. COMPANY	1,92,000.00	-
	SUNWAY ELEVATORS	33,630.00	-
	SUNIL THAKARE	76,400.00	-
	Mo. Ashfaque Ab. Gaffar	-	20,00,000.00
	Amit Digambar Jagtap	-	28,000.00
	Neem India Pvt Ltd.	43,848.00	28,452.00
	Nilesh Magarde	-	29,000.00
	Prafull sambhartode	1,20,000.00	2,57,887.00
	Sanjay Gulabrao Dafare	-	2,61,710.00
	Shri Satiji Infratech	-	4,31,000.00
	M/s Green Field	15,287.00	15,287.00
	Taj Plastic	-	28,32,000.00
	Zentron Labs	22,07,776.00	40,07,776.00
	Mr. Ramesh Parasramji Jichkar	2,05,971.00	5,71,671.00
	Stay Fresh	1,78,000.00	7,28,000.00
	<b>TOTAL :</b>	<b>31,49,912.00</b>	<b>1,11,90,783.00</b>



**SHRAMJIVI NAGPURI SANTRA (M) PRODUCER COMPANY LIMITED**  
**NOTES ON FINANCIAL STATEMENTS FOR THE YEAR ENDED 31ST MARCH 2021**

**SHORT TERM PROVISIONS**

(ii) Audit Fees Payable	22,000.00	8,000.00
	<u>22,000.00</u>	<u>8,000.00</u>

**SHORT TERM BORROWINGS**

(iii) KETAKI GED	2,50,000.00	2,50,000.00
MANISH LOKHANDE	2,00,000.00	2,00,000.00
NILESH MAGARDE	10,48,100.00	9,00,000.00
PRAMOD PATIL	5,00,000.00	10,00,000.00
REKHA R JICHAKAR	5,00,000.00	9,65,000.00
RAVINDRA DHOK	5,00,000.00	8,00,000.00
SUBHASH SHELKE	2,00,000.00	2,00,000.00

<b>TOTAL :</b>	<u>31,98,100.00</u>	<u>43,15,000.00</u>
----------------	---------------------	---------------------

**NOTE - '5' : CURRENT ASSETS :**

**INVENTORY**

(i) Opening Stock		
Closing Stock	1,33,984.09	82,459.00
Change in Stock	41,128.00	1,33,984.09
	<u>92,856.09</u>	<u>(51,525.09)</u>

**CASH AND CASH EQUIVALENTS**

(ii) Cash in Hand	5,385.29	4,31,858.00
<u>Bank Balances :</u>		
Arvind Sahakari Bank	15,63,244.50	
Canara Bank	10,87,340.56	15,875.00
	-	9,74,763.99
<b>TOTAL :</b>	<u>26,55,970.35</u>	<u>14,22,496.99</u>

**TRADE RECEIVABLES**

(iv) More Retail Ltd.	76,400.00	-
Citrus Processing India	-	25,453.49
HOPCOM Company	-	99,998.00
Sachin Renge	-	5,000.00
<b>TOTAL :</b>	<u>76,400.00</u>	<u>1,30,451.49</u>

**NOTE - '6' : REVENUE FROM OPERATION :**

Gross Sales	1,78,80,620.49	1,72,69,860.00
<b>TOTAL :</b>	<u>1,78,80,620.49</u>	<u>1,72,69,860.00</u>

**NOTE - '7' : OTHER INCOMES :**

Commission Income	53,21,132.00	90,397.00
Interest income	14,769.00	-
<b>TOTAL :</b>	<u>53,35,901.00</u>	<u>90,397.00</u>



**SHRAMJIVI NAGPURI SANTRA (M) PRODUCER COMPANY LIMITED**  
**NOTES ON FINANCIAL STATEMENTS FOR THE YEAR ENDED 31ST MARCH 2021**  
**NOTE - '8' : PURCHASE OF STOCK IN TRADE**

Gross Purchases and Consumables	1,78,96,646.00	1,72,27,577.00
<b>TOTAL :</b>	<b>1,78,96,646.00</b>	<b>1,72,27,577.00</b>

**NOTE - '9' : FINANCIAL COSTS**

Bank Charges	2,393.50	1,415.80
<b>TOTAL :</b>	<b>2,393.50</b>	<b>1,415.80</b>

**NOTE - '10' ADMINISTRATIVE & OTHER EXPENSES**

Packing Material Exp.	5,72,632.22	-
Insurance Expenses	16,638.00	-
Transporting Expenses	33,850.00	38,950.00
Rent, Rate, Taxes.	1,37,892.00	41,088.00
Legal Expense	39,328.00	23,020.00
Travelling Expense	-	19,150.00
Office Expense	1,080.00	1,040.00
Printing & Stationary	39,082.78	7,713.03
Power & fuel	1,62,090.00	6,570.00
Audit Fees	17,000.00	8,000.00
Consultancy Fees	5,000.00	3,500.00
Repaire & Maintenance	-	17,230.00
Salary Expensess	1,65,000.00	-
Employee welfare Expnese	6,700.00	-
Interest Exp.	2,663.00	-
<b>TOTAL :</b>	<b>11,98,956.00</b>	<b>1,66,261.03</b>

**NOTE - '11' : EARNING PER SHARE**

Net Profit /(Loss) for calculation of Basic EPS		
(i) shares in calculating basic EPS	6,41,338.00	6,704.99
(ii) Earning per share	15,200.00	15,200.00
(iii) Basic Face Value per Equity share	42.19	0.44
(iv)	10.00	10.00



**SHRAMJIVI NAGPURI SANTRA (M) PRODUCER COMPANY LIMITED**  
**SCHEDULES FORMING PART OF FINAL STATEMENT**  
**NOTE - 4 : FIXED ASSETS AS AT 31ST MARCH 2021**

SR. NO	PARTICULARS	W.D.V. AS ON 01/04/2020	ADD DURING THE YEAR		SOLD DURING THE THE YEAR	TOTAL	RATE	DEPRECIATION	W.D.V. AS ON 31/03/2021
			BEFORE SEPT	AFTER SEPT					
	<b>BLOCK 'I'</b>								
01	TOOLS AND EQUIPMENTS	51,296.33	0.00	0.00	0.00	51,296.33	15%	7,694.45	43,601.88
	<b>BLOCK 'II'</b>								
02	OFFICE EQUIPMENTS	1,044.01	0.00	0.00	0.00	1,044.01	15%	156.60	887.41
	<b>BLOCK 'III'</b>								
03	ELECTRIC FITTING	7,236.50	1,53,153.80	16,344.00	0.00	1,76,734.30	15%	25,284.35	1,51,449.96
	<b>BLOCK 'IV'</b>								
04	MACHINERY	65,78,800.00	0.00	0.00	0.00	65,78,800.00	15%	9,86,820.00	55,91,980.00
	<b>BLOCK 'V'</b>								
05	BUILDING CONSTURCTION	34,45,000.00	10,76,460.00	9,50,000.00	0.00	54,71,460.00	10%	4,99,646.00	49,71,814.00
	<b>BLOCK 'VI'</b>								
06	WEIGHT SCALE	0.00	0.00	28,500.00	0.00	28,500.00	15%	2,137.50	26,362.50
	<b>BLOCK 'VIII'</b>								
07	CRATE	24,00,000.00	0.00	0.00	0.00	24,00,000.00	15%	3,60,000.00	20,40,000.00
<b>T O T A L .....</b>		<b>1,24,83,376.84</b>	<b>12,29,613.80</b>	<b>9,94,844.00</b>	<b>0.00</b>	<b>1,47,07,834.64</b>		<b>18,81,738.90</b>	<b>1,28,26,095.74</b>

